




E1



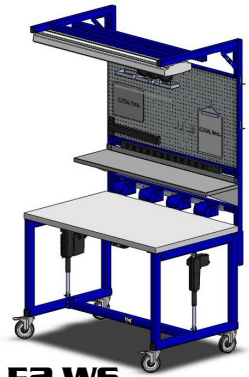
E2



E2LC



E4H



E2 WS



Our Goal is to become the foundation upon which your success is built!



E1 WS

E1 The E1 base is a very cost effective, yet industrial strength solution for your smaller applications.

E1 WS Taking our standard E1 base and making a low cost, fully customizable workstation to fit any work environment is achieved with your imagination! Single, Double, and Triple Workstations Available.

E1 Cart With optional battery power, this light weight portable powerhouse can help you lift your workload wherever it is found on your plant floor.

E1 Triple WS Adding work surface flexibility, this customizable workstation can level out your work-flow across the table surface. Also available as a double.

E2 Our E2 base is a growing standard for many industries due to it's inherent industrial strength, patented simple design, and low cost.

E2H Here is a Heavy Duty base version of our popular E2 design, but is built with larger 3" steel tubing and higher capacity casters or floor levelers.

E2LC This popular variation of our standard E2 base combines the solidness of rigid floor levelers with the portability of casters when the base is lowered down.

E2WS Taking our standard E2 base and making a fully customizable workstation to fit any work environment is achieved with your imagination!

E2RF If you have existing fixtures or equipment that you would like to make ergonomic by adding adjustability, then we have the Retrofit Kit for you!

E2 Tilt WS When you need to not only adjust your work surface height, but tilt it towards you, just touch a button and we will give you 75 degrees of flexibility!

E4 When you need a large table to still raise and lower, the E4 synchronized system steps up to the plate. Custom configurations and sizes are a call away!

E4H When you need serious strength, this variant of our E4 design is built with larger 3" steel tubing and higher capacity actuators, casters, or floor levelers.

Ergo Platforms When you can't adjust the machine to fit the operator, then lift the operators with our customizable adjustable height platforms.

GB/GBH For applications that do not pose a ergonomic hazard, we offer a General Base line that can be customized to your specific project.

GTR Stand Our General Tilt Roller Stand puts your boxes at an ergonomic angle for easy packing, while tilting down flat for transferring.

MTO Made To Order means that your dreams become reality as our team of professionals design and build a solution that is exactly what you need!

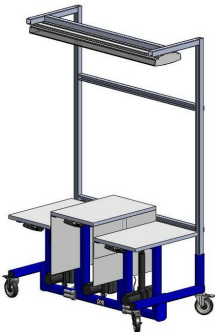
Portable Safety Gates These portable gates can be quickly wheeled in place to warn of hazardous or un-safe conditions ahead.

LTW can customize any of our standard products to meet your specific needs.

Call us for a Sales Rep or Distributor in your area!



E2 Tilt WS



E1 Triple WS



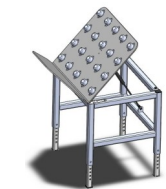
MTO




E1 Cart



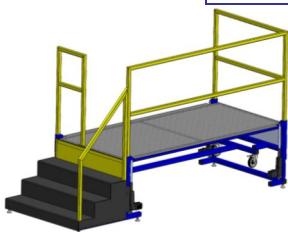
E2 RF



GTR Stand



GB/GBH



Ergo Platform

PROUDLY MADE IN THE USA! • CALL US TODAY!

Phone: (269) 674-8877 • Fax: (269) 674-7788 • E-mail: Sales@LTW1.com

311 S. Paw Paw St. • P.O. Box 680 • Lawrence, MI USA 49064

www.LTW1.com



Portable Safety Gates